

ALLELECTRIC KITCHEN EQUIPMENT

All-Electric Kitchen Expert

STRENGTH ONE

Mantru.E Core Strength







Open Fire Simulation Technology: Continuous Power Output While Pot-Shaking

Pot-shaking and high pot temperature is the basis of good oriental dishes. However for normal induction cookers, heating stops when the pot leave the hob for some distance. The pot temperature decrease rapidly and cannot cook the dish as good as on open fire. This prevented the wider use of induction cookers in oriental commercial kitchens.

Mantru.E' s self-developed Open-Fire-Simulation technology well-resolved this problem. With this technology the induction cookers can detect the pot distance, moving speed etc., the CPU will calculate and adjust the power output accordingly. Thus simulates the cooking method as on an open fire. This technology will absolutely help induction cookers to be more widely used in oriental cooking.

US International Patent Number: 61903969

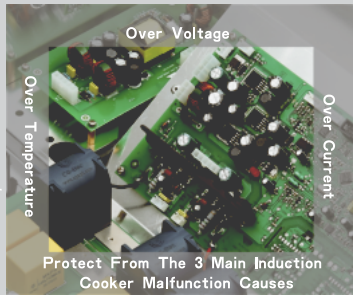
Unique Patent Open-Fire-Simulation Technology

<p>Advantage 1 High Pot-Shaking Power</p>  <p>Mantru.E: High burning power, continuous heating during pot-shaking, twice heat output comparing to normal induction cookers.</p>	<p>Advantage 2 3 Times Heating Area</p>  <p>Large heating area, food well cooked</p>	<p>Advantage 3 Evenly Heating</p>  <p>Evenly heating, similar to open fire heating situation</p>
<p>VS</p>  <p>Normal Induction Cookers: Not enough burning power, discontinuous heating during pot-shaking.</p>	<p>VS</p>  <p>Small heating area, food not well cooked</p>	<p>VS</p>  <p>Normal Induction Cookers: Unevenly heating, incomplete heating areas, food easy to get burnt</p>

ADD Electro-magnetic Engine Leading in the Industry

Automatically adapt to changes

ADD digital electro-magnetic engine can intelligently detect pot material, height, position etc. changes and adapt to them automatically. Thus avoids overvoltage and overcurrent etc. to cause damages to the IGBT. The EMI wave filtering unit can absorb the surges from the power grid to protect the core parts. Specially designed thermal system ensures the electric parts working within safe temperature limit



Tooth Shape Coil Module Leading in the Industry

<p>Advantage 1 Tooth shape coil frame safer</p>  <p>Safe distance between coil turns, heat radiates well. Normal heating coils haven' t enough space between turns, easy to get burnt at the bottom or short-circuit between turns.</p>	<p>Advantage 2 Woven heating wire heats more evenly</p>  <p>Woven pure copper heating wires, even magnetic field, heats more evenly and energy efficiency higher than wrapped wires.</p>	<p>Advantage 3 PPS frame and aluminum alloy bracket more reliable</p>  <p>The PPS coil frame stands temperature up to 300 degrees centigrade. It well keeps the distance between the pot and the coil. Thus keeps stable power and heat output.</p>
--	--	---

Mantru.E Product Quality Standard Leading in the Industry

Example 1
Components purchasing and manufacturing standard higher than national standard

Example 2
Up to 100,000 times no problem requirement

Example 3
Passed IPX5 water-proof test

Key Test Projects	National Standard Requirement	Mantru.E Standard Requirement
Electromagnetic Radiation	EN50336 requires 30cm distance radiation <=90%	Requires 10cm distance radiation <=50%
EMS Surge	GB/T17626.4-2008 product surge level 3 requires 2KV	Requires 3KV
Showering Test	GB/-T4706.1-2005 requires IPX4	Requires pass IPX5 showering test
Thermal Efficiency	Industry standard SB/T10548 energy efficiency level 1 requires >=91 level 2 >=85% level 3 >=80%	Requires >90%
Safety Performance	GB4706.1-2005 requires basic insulation 1000V, leakage current 0.75mA/KW	Requires basic insulation 1250V, leakage current <10mA





Product Name	3.5KW Induction Hob
Model	ZT-C335A
Dimension(mm)	350*440*113
Rated Power	3.5KW
Rated Voltage	220V~



Product Name	5KW Induction Hob
Model	ZT-C405A
Dimension(mm)	380*420*130
Rated Power	5KW
Rated Voltage	220V~



Product Name	8KW Induction Hob
Model	ZT-C408A
Dimension(mm)	500*600*300
Rated Power	8KW
Rated Voltage	380V~



Product Name	3.5KW Induction Wok
Model	ZC-C335A
Dimension(mm)	380*420*130
Rated Power	3.5KW
Rated Voltage	220V~



Product Name	5KW Induction Wok
Model	ZC-C405A
Dimension(mm)	380*420*130
Rated Power	5KW
Rated Voltage	220V~



Product Name	8KW Induction Wok
Model	ZC-C408A
Dimension(mm)	500*600*310
Rated Power	8KW
Rated Voltage	380V~



Product Name	3.5KW Drop-in Induction Hob
Model	ZT-C335A-Q
Dimension(mm)	340*340*132
Open Hole size(mm)	330*330/141*70
Rated Power	3.5KW
Rated Voltage	220V~



Product Name	3.5KW Drop-in Induction Wok
Model	ZC-C335A-Q
Dimension(mm)	380*380*175
Open Hole size(mm)	370*370/141*70
Rated Power	3.5KW
Rated Voltage	220V~



Product Name	Soup Stove
Model	ZT-C15A
Dimension(mm)	700*850*(530+720)
Soup Bucket Model	PT-01A / PT-02A
Rated Power	15KW
Rated Voltage	380V~



Product Name	2 Burner Induction Range
Model	ZT2-C9007A
Dimension(mm)	450*900*(810+120)
Rated Power	2*3.5KW
Rated Voltage	380V~



Product Name	4 Burner Induction Range
Model	ZT4-C9014A
Dimension(mm)	800*900*(810+120)
Rated Power	4*3.5KW
Rated Voltage	380V~



Product Name	6 Burner Induction Range
Model	ZT6-C9021A
Dimension(mm)	1200*900*(810+120)
Rated Power	6*3.5KW
Rated Voltage	380V~



Product Name	2 Burner Infrared Range
Model	ZT2-H9006A
Dimension(mm)	450*900*(810+120)
Rated Power	2*3KW
Rated Voltage	380V~



Product Name	4 Burner Infrared Range
Model	ZT4-H9012A
Dimension(mm)	800*900*(810+120)
Rated Power	4*3KW
Rated Voltage	380V~



Product Name	6 Burner Infrared Range
Model	ZT6-H9018A
Dimension(mm)	1200*900*(810+120)
Rated Power	6*3KW
Rated Voltage	380V~



Product Name	High-temp Smokeless Satay Grill
Model	ZK3-D12A
Dimension(mm)	800*520*450
Temperature Level (C)	400/700/900
Rated Power	3*4KW
Rated Voltage	380V~



Product Name	Auto-Lift Pasta Cooker
Model	ZM-D9015A
Dimension(mm)	600*900*(810+120)
Cooking Cavities	6
Rated Power	15KW
Rated Voltage	380V~



Product Name	Tilting Soup Maker
Model	ZT-T20025A-Y
Dimension(mm)	1300*960*1090
Barrel Capacity	200L
Rated Power	25KW
Rated Voltage	380V~



Product Name	Single Burner Single Basin Induction Wok	
Model	ZC-C4015A-W	ZC-C5020A-W
Dimension(mm)	1100*1100*(810+440)	1200*1100*(810+440)
Burner Diameter	Φ400mm	Φ500mm
Rated Power	15KW	20KW
Rated Voltage	380V~	

Product Name	Dual Burner Single Basin Induction Wok		
Model	ZC2-C4030A-W	ZC2-C5040A-W	ZC2-C535A-W
Dimension(mm)	1800*1100*(810+440)		
Burner Diameter	Φ400mm+Φ400mm	Φ500mm+Φ500mm	Φ400mm+Φ500mm
Rated Power	15KW+15KW	20KW+20KW	15KW+20KW
Rated Voltage	380V~		

Product Name	800 Cauldron/400 Induction Wok	
Model	ZC2-C8435A-W	ZC2-C8440A-W
Dimension(mm)	2200*1100*(810+440)	2200*1100*(810+440)
Burner Diameter	Φ400mm/Φ800mm	Φ400mm/Φ800mm
Rated Power	20KW+15KW	25KW+15KW
Rated Voltage	380V~	



Product Name	800 Induction Cauldron	
Model	ZC-C8020A	ZC-C8025A
Dimension(mm)	1100*1100*(810+440)	
Burner Diameter	Φ800mm	Φ800mm
Rated Power	20KW	25KW
Rated Voltage	380V~	

Product Name	600/900/1200 Induction Cauldron		
Model	ZC-C6015A	ZC-C9025A	ZC-12030A
Dimension(mm)	900*900*(810+440)	1100*1100*(810+440)	1400*1500*(810+440)
Burner Diameter	Φ600mm	Φ900mm	Φ1200mm
Rated Power	15KW	25KW	30KW
Rated Voltage	380V~		

Product Name	800 Dual Burner Induction Cauldron	
Model	ZC2-C8040A	ZC2-C8050A
Dimension(mm)	2200*1100*(810+440)	
Burner Diameter	Φ800mm+Φ800mm	Φ800mm+Φ800mm
Rated Power	20KW+20KW	25KW+25KW
Rated Voltage	380V~	



Product Name	Induction Seafood Steamer	
Model	ZZ3-C9030A	ZZ3-C11030A
Dimension(mm)	900*900*1860	1100*900*1860
Rated Power	30KW	
Rated Voltage	380V~	

Product Name	Electric Rice Steamer	
Model	ZZ2-D24A	
Dimension(mm)	1150*840*1650	
Rated Power	24KW	
Rated Voltage	380V~	

Product Name	Electric Rice-Roll Steamer	
Model	ZC-D18A	
Dimension(mm)	840*900*(695+110)	
Rated Power	18KW	
Rated Voltage	380V~	



Product Name	Induction Wok
Model	ZC-C4015A9
Dimension(mm)	800*900*(810+120)
Burner Diameter	Φ400mm
Rated Power	15KW
Rated Voltage	380V~



Product Name	Induction Caudron
Model	ZC-C6015A9
Dimension(mm)	800*900*(810+120)
Burner Diameter	Φ600mm
Rated Power	15KW
Rated Voltage	380V~



Product Name	Induction Wok Combination
Model	ZC2-C4019A9-W
Dimension(mm)	1800*900*(810+120)
Burner Diameter	Φ400mm/Φ300mm
Rated Power	15KW+3.5KW
Rated Voltage	380V~



Product Name	2-Pot Noodle Cooker
Model	ZT2-C5030A9-W
Dimension(mm)	1800*900*(810+120)
Capacity (L)	35+35
Rated Power	2*15KW
Rated Voltage	380V~



Product Name	Induction Dim Sum Steamer
Model	ZC-C18A9 ZC-D18A9
Dimension(mm)	800*900*(810+120)
Capacity (L)	530 530
Rated Power	18KW 18KW
Rated Voltage	380V~



Product Name	Electric Griddle (Flat/Grooved)
Model	XP-D9012A
Dimension(mm)	800*900*(810+120)
Griddle Plate Size(mm)	700*630
Rated Power	12KW
Rated Voltage	380V~



Product Name	Electric Fryer
Model	XZ2-D9024A
Dimension(mm)	800*900*(810+120)
Temperature Range	50-190
Rated Power	2*12KW
Rated Voltage	380V~



Product Name	Electric Pasta Cooker
Model	XM-D9018A
Dimension(mm)	800*900*(810+120)
Cooking Cavities	12
Rated Power	2*9KW
Rated Voltage	380V~



Product Name	Electric Bain Marie
Model	XW2-D9006A
Dimension(mm)	800*900*(810+120)
Pan Quantity	6
Rated Power	2*6KW
Rated Voltage	380V~

COMPANY PROFILE

Mantru.E group is specialized in All-Electric commercial kitchen equipment R&D and manufacturing since 2008. Its quality products, satisfied service and good company image have positioned Mantru.E at the high end in the industry. The company headquarters in Shenzhen and has a 20,000 sqm factory in Canton, China.

Invested by New Energy Shenzhen Institute and related industrial funds, the company gets strong technical background and pay high attention to R&D. The number of engineers are even more than factory workers as the production lines are highly automated. 12 professional labs were set up in the company to test components and products, which is unique in Chinese commercial kitchen equipment industry.

Mantru.E products include drop-in and countertop induction hobs, grills, fryers, induction/infrared ranges, satay grills, induction cauldrons, induction woks, soup stoves, steamers, pasta cookers, etc., which are all electrical-executed and eco-friendly. OEM/ODM and customizing services available.

With its quality products, experienced 4S marketing and service team, Mantru.E has built up massive sales networks of more than 400 reliable partners nationwide, from all market segments such as universities, hospitals, governments, militaries, premium hotels, restaurants, renowned companies etc. More than 30 showrooms and over 140 service centers have been set up national-wide by year 2015.

Mantru.E looks forward to cooperate with partners worldwide to succeed together and contribute more to catering industry, energy-saving and environment protection.



Shenzhen Mantru.E Commercial Equipment Manufacturing Co., Ltd.
Address: E03 Sanshan Road, Pingzhou, Nanhai District, Foshan, Guangdong, China
Website: www.mantrue.com (English) www.mantru.com (China)
Tel: +86-757-81273509 E-mail: info@mantru.com

STRENGTH TWO

Energy-Saving Commercial Kitchen Equipment Electromagnetic Standard Labs

- * Electric Control Performance Lab
- * Reliability Testing Lab
- * Electric Components Lab
- * Gas-Electric Comparing Lab
- * Walk-In Environment Lab
- * Parts Testing Lab
- * Safety Regulations Lab
- * Showering Lab
- * Radiation Testing Lab
- * EMS Lab
- * Energy Efficiency Lab
- * Installation Standard Lab



STRENGTH THREE

The Lean Production Platform Three Systems

Automatic Assembly Lines

- *35meter automatic assembly line
- *Automatic lifting section
- *Automatic winding section
- *Automatic packing section

Robot Arm Laser Welding System

- *Imported laser cutting machine
- *Robot arm laser welding section
- *Imported accurate bending section
- *Robot welding assisting section

Comprehensive Testing System

- *Intelligent aging voltage control
- *Real-time product aging data analysis
- *6 in 1 intelligent safety test

